



Model: FH-A7CU-S1

Description: High Pass Filter
 Passband: 0.65 - 20 GHz
 Passband Loss (total): 1.1 dB Max
 Rejection Band: ≥ 30 dB DC-310 MHz
 ≥ 50 dB DC-230 MHz
 ≥ 70 dB DC-170 MHz
 VSWR: Input/Output 1.45:1 Max
 Power Handling: 10W AVG/CW Max
 Connectors: P1 SMA (female) / Removable
 P2 SMA (male) / Removable

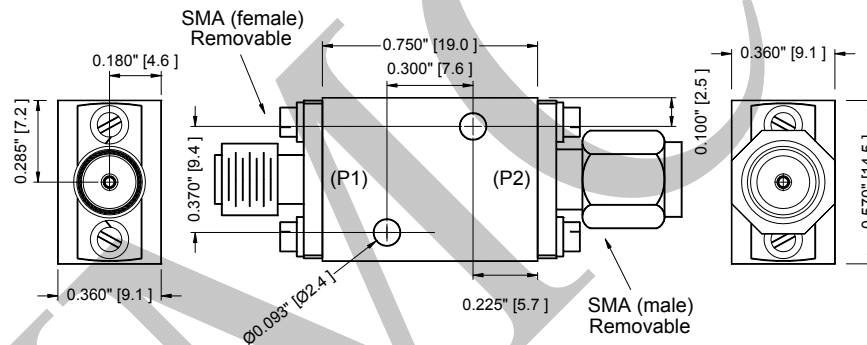
Model: FH-A7CU-S0 [all SMA(female)] ; Model: FH-A7CU-S2 [all SMA(male)]

Impedance: 50 Ω Nominal
 Quality: Best-Commercial-Grade

Environmental Ratings:

Temperature: {Operating: -55°C to +95°C} & {Storage: -60°C to +110°C}
 Humidity: MIL-STD-202F, Method 103B, Cond. B (96 hours at 95% R.H.)
 Shock: MIL-STD-202F, Method 213B, Cond. B (75G, 6mSec)
 Vibration: MIL-STD-202F, Method 204D, Cond. B (.06" double amplitude, or 15G)
 Altitude: MIL-STD-202F, Method 105C, Cond. B (50,000 Feet)
 Temp. Shock: MIL-STD-202F, Method 107D, Cond. A (5 cycles)

Outline

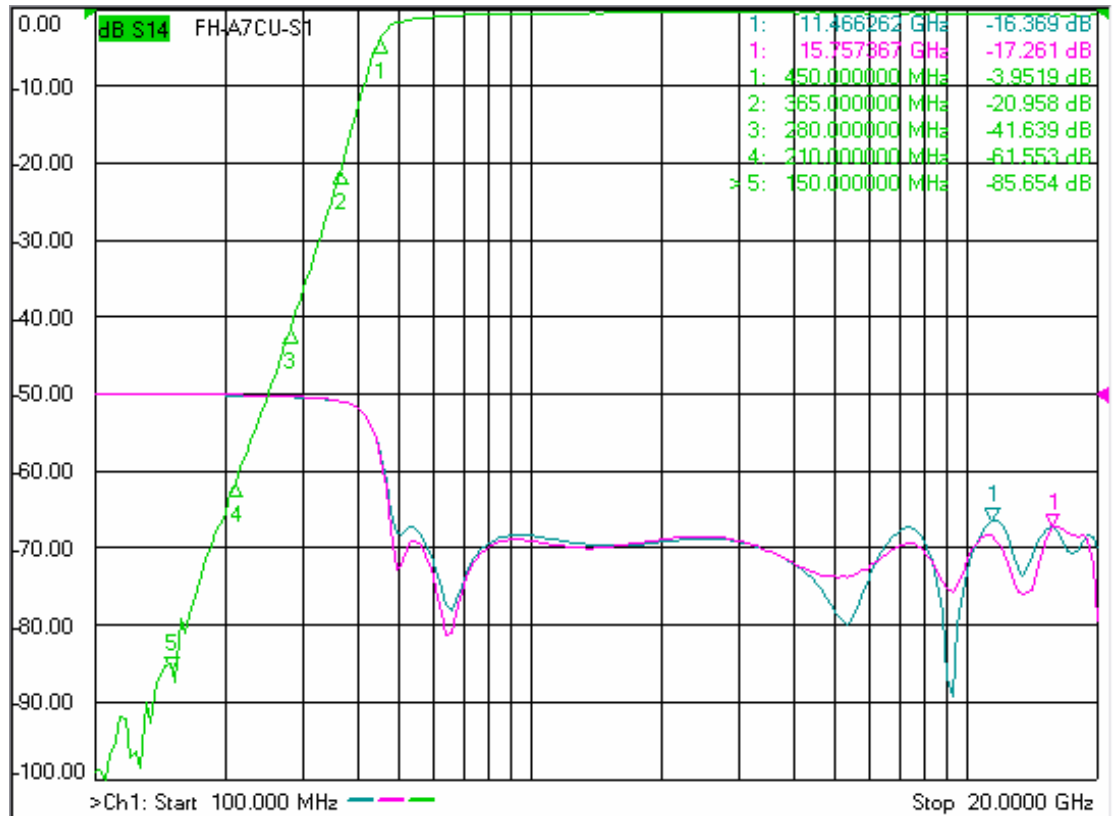


Weight	Tolerances
0.3 oz [8.5 g]	± 0.015 " [± 0.38 mm]

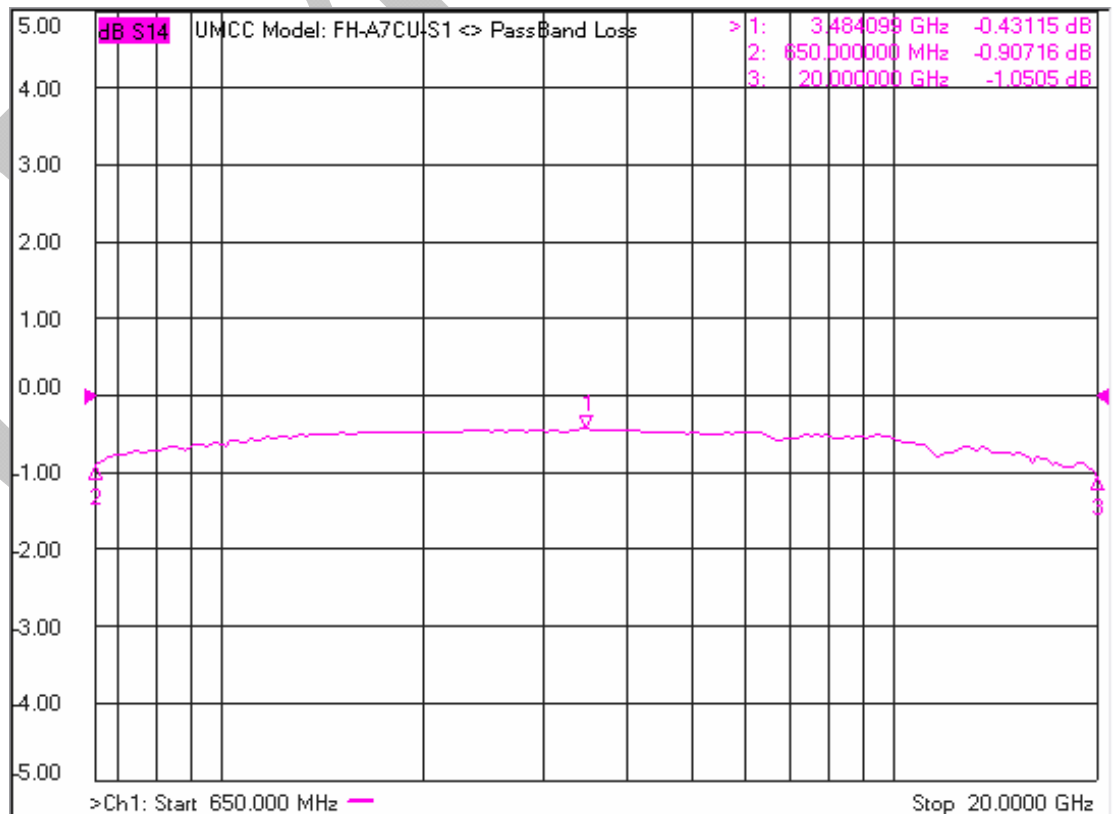


Model: FH-A7CU-S1

- > Insertion Loss
- > Return Loss
- > Rejection



Insertion Loss
Over Passband





Model: FH-A7CU-S1

Group Delay

